



ROSEBANK

The Rosebank collection is an elegant statement in any space. Deep, plush seat cushions offer the ideal spot to sink into and semi-attached, fibre-filled back cushions create luxurious comfort. Its roll arm is stylized with a gentle flair and elegant wood legs lift the collection off the floor for a lighter appearance. Padded everywhere for extra comfort, the Rosebank is tailored with topstitching details and a refined piping accent. The Rosebank collection is available in a variety of standalone pieces including a pushback reclining chair. As a sectional, multiple corner options can be selected to best fit your space and style. The Rosebank's transitional design complements any classic décor.

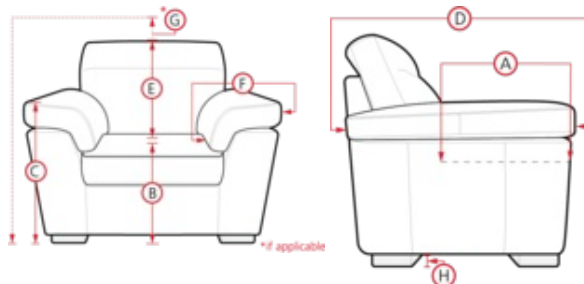
FEATURES

- **Cover:** All Palliser Leathers
- **Features:** Piping for an elegant finish that frames the shape of this design, Arm facing for added dimension and a classic appearance, Double top stitching for a luxurious and tailored finish (on leather and select fabrics), This collection comes standard with an Espresso finish wood leg
- **Frame Construction:** The majority of Palliser frames are constructed from engineered wood products, hardwood or softwood; joints are pinned and glued for uniformity and strength.
- **Cushions:** Attached seat cushions feature a high-resiliency, high density foam core with a polyester wrap, Semi-attached back cushions feature a fibre filling, blown into channels to prevent shifting and provide pillow-soft comfort
- **Suspension:** Back suspension features 100% premium elastic webbing to provide consistent comfort and support, Seat suspension features interwoven 100% premium elastic webbing, engineered to provide consistent comfort and endurance

FEATURE IMAGE (shown)
CONFIGURATION C4
07 LHF Loveseat
09 Corner Curve
14 Armless Loveseat
15 RHF Chaise



77429 ROSEBANK



PALLISER®
My Home, My Style, My Way™


- A. Seat Depth: 20.0 - 44.1 in / 50.8 - 112.0 cm
- B. Seat Height: 21.0 - 21.3 in / 53.3 - 54.0 cm
- C. Arm Height: 26.5 - 27.0 in / 67.3 - 68.7 cm
- D. Arm Depth: 37.6 in / 95.5 cm
- E. Seat Back Height: 18.3 - 23.0 in / 46.5 - 58.4 cm
- F. Width of Arm: N/A
- G. Headrest Extension: N/A



01 Sofa
95 x 40 x 38"
241 x 101 x 97cm
IA: 75" / 191cm




02 Chair
45 x 40 x 38"
114 x 101 x 97cm
IA: 25" / 64cm



03 Loveseat
70 x 40 x 38"
178 x 101 x 97cm
IA: 50" / 127cm



04 Ottoman
28 x 26 x 19"
72 x 67 x 49cm



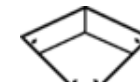
08 RHF Loveseat
07 LHF Loveseat
61 x 40 x 38"
154 x 101 x 97cm




09 Corner Curve
55 x 55 x 38"
139 x 139 x 97cm



10 Armless Chair
25 x 40 x 38"
64 x 101 x 97cm



11 Corner Square
47 x 47 x 38"
121 x 121 x 97cm



13 RHF Sofa
12 LHF Sofa
85 x 40 x 38"
217 x 101 x 97cm



14 Armless Loveseat
50 x 40 x 38"
127 x 101 x 97cm



15 RHF Chaise
16 LHF Chaise
35 x 63 x 38"
89 x 160 x 97cm



35 RHF Corner Chaise
36 LHF Corner Chaise
89 x 40 x 38"
226 x 101 x 97cm



40 RHF Sofa Split
39 LHF Sofa Split
98 x 40 x 38"
248 x 101 x 97cm



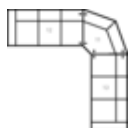
62 Pushback Chair
41 x 37 x 41"
105 x 94 x 105cm
IA: 22" / 56cm



76 RHF Nest
77 LHF Nest
64 x 50 x 38"
162 x 126 x 97cm

POPULAR CONFIGURATIONS

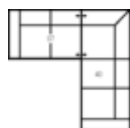
Note: Always assemble configurations from right hand facing to left hand facing. Dimensions are shown as width x depth.



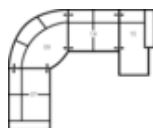
C0 7-Seat Corner Sectional
131 x 131"
333 x 333 cm



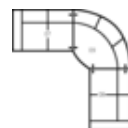
C1 3-Seat Sofa Sectional
with Chaise
96 x 63"
244 x 161 cm



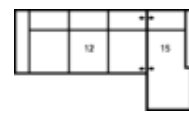
C2 5-Seat Corner Sectional
100 x 98"
254 x 249 cm



C4 6-Seat Corner Curve
Sectional with Chaise
140 x 114"
356 x 290 cm

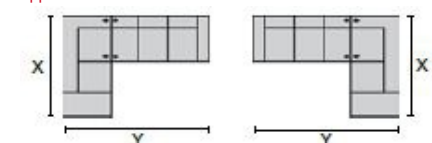


C7 5-Seat Corner Curve
Sectional
114 x 114"
290 x 290 cm



C8 4-Seat Sofa Sectional
with Chaise
120 x 63"
305 x 161 cm

Dimensions are the same for reverse direction where applicable.



Specifications are correct at time of printing and are subject to change without notice.
LHF = left hand facing means the "end arm" is on the LEFT HAND SIDE of the upholstered piece when you are standing in front of the piece.
RHF = right hand facing means the "end arm" is on the RIGHT HAND SIDE of the upholstered piece when you are standing in front of the piece.